



Meeting Location:
216 Prospect Street
Port Orchard, WA 98366

Contact us:
Phone (360) 876-4407
Email cityhall@portorchardwa.gov
www.portorchardwa.gov

**Land Use Committee
Regular Meeting
Wednesday, March 18, 2026
4:45 PM**

Remote Access

Link: <https://us02web.zoom.us/j/87835274312>

Zoom Meeting ID: 878 3527 4312

Zoom Call-In: 1 253 215 8782

- 1. Call to Order**
 - A. Pledge of Allegiance
- 2. Welcome and Introduction**
- 3. Discussion Items**

(No Action to Be Taken.)

 - A. Discussion: Window Display Standards for Adult Retail Uses
 - B. Discussion: On-street Parking (Chain parking, and parking time limitations)
 - C. Discussion: PermittableAI
 - D. Discussion: Quarterly Inspections Report
- 4. Adjournment**
- 5. Next Land Use Committee Meeting: May 20, 2026: 4:45pm**

ADA Requirements

In compliance with the American with Disabilities Act, if you need accommodations to participate in this meeting, please contact the City Clerk's office at (360) 876-4407. Notification at least 48 hours in advance of meeting will enable the City to make arrangements to assure accessibility to this meeting.

Reminder: Please silence all electronic devices while Land Use Committee is in session.

To subscribe to our general news & public notices click the link: <http://portorchardwa.gov/subscribe>.

For current City Council member and contact information, please visit <https://portorchardwa.gov/departments/city-council/>.

For Committee Membership please visit <https://portorchardwa.gov/city-council-advisory-committees/>.


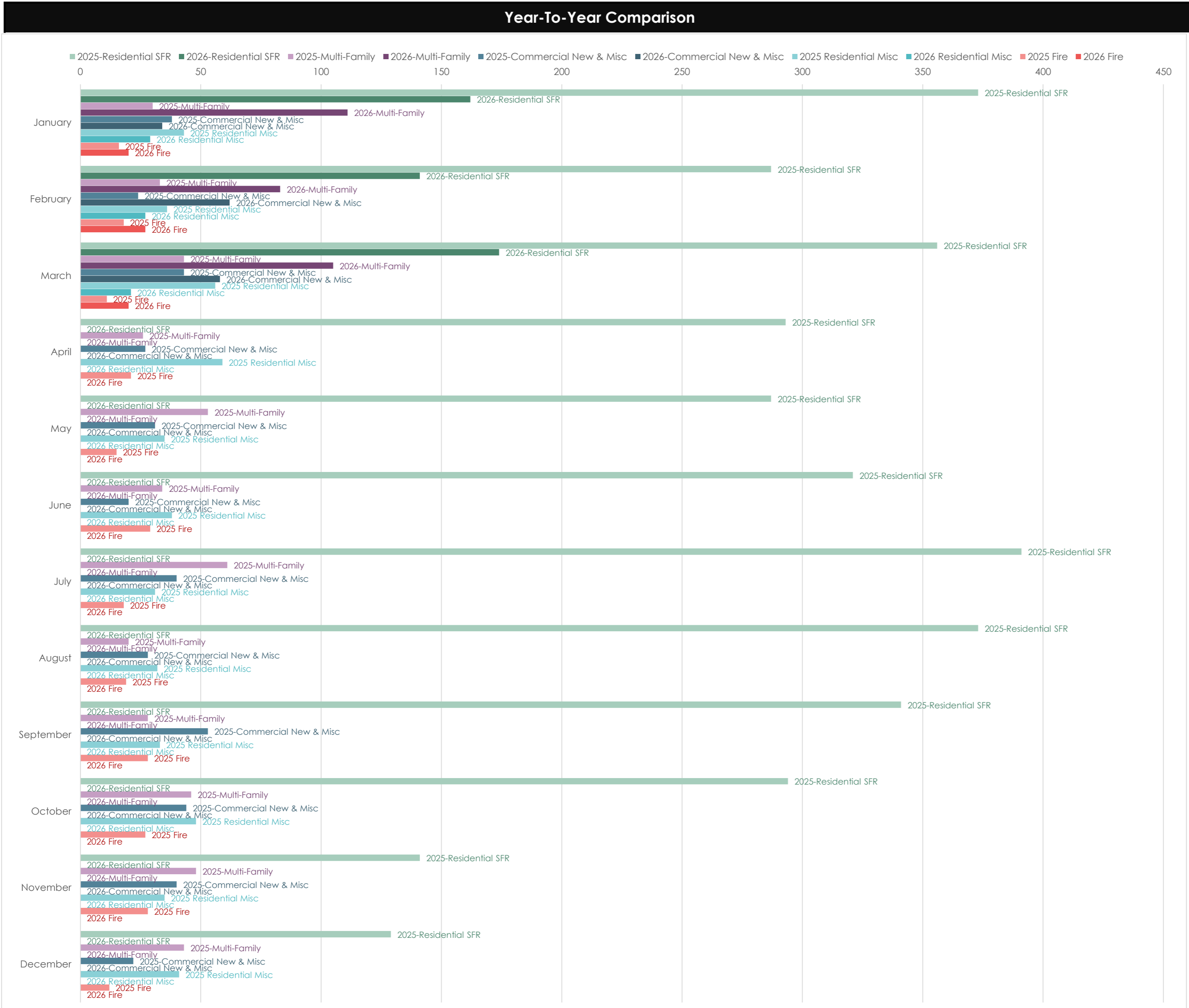
All City Building Stats Combined

Inspection Year-to-Year Comparison 2025-2026

2025-26 Total Inspections COMBINED

Month	2025-Residential SFR	2026-Residential SFR	2025-Multi-Family	2026-Multi-Family	2025-Commercial New & Misc	2026-Commercial New & Misc	2025 Residential Misc	2026 Residential Misc	2025 Fire	2026 Fire
January	373	162	30	111	38	34	43	29	16	20
February	287	141	33	83	24	62	36	27	18	27
March	356	174	43	105	43	58	56	21	11	20
April	293	0	26	0	27	0	59	0	21	0
May	287	0	53	0	31	0	35	0	15	0
June	321	0	34	0	20	0	38	0	29	0
July	391	0	61	0	40	0	31	0	18	0
August	373	0	20	0	28	0	32	0	19	0
September	341	0	28	0	53	0	33	0	28	0
October	294	0	46	0	44	0	48	0	27	0
November	141	0	48	0	40	0	35	0	28	0
December	129	0	43	0	22	0	41	0	12	0
Year Totals To Date	3586	477	947	299	454	154	592	77	314	67

Year-To-Year Comparison

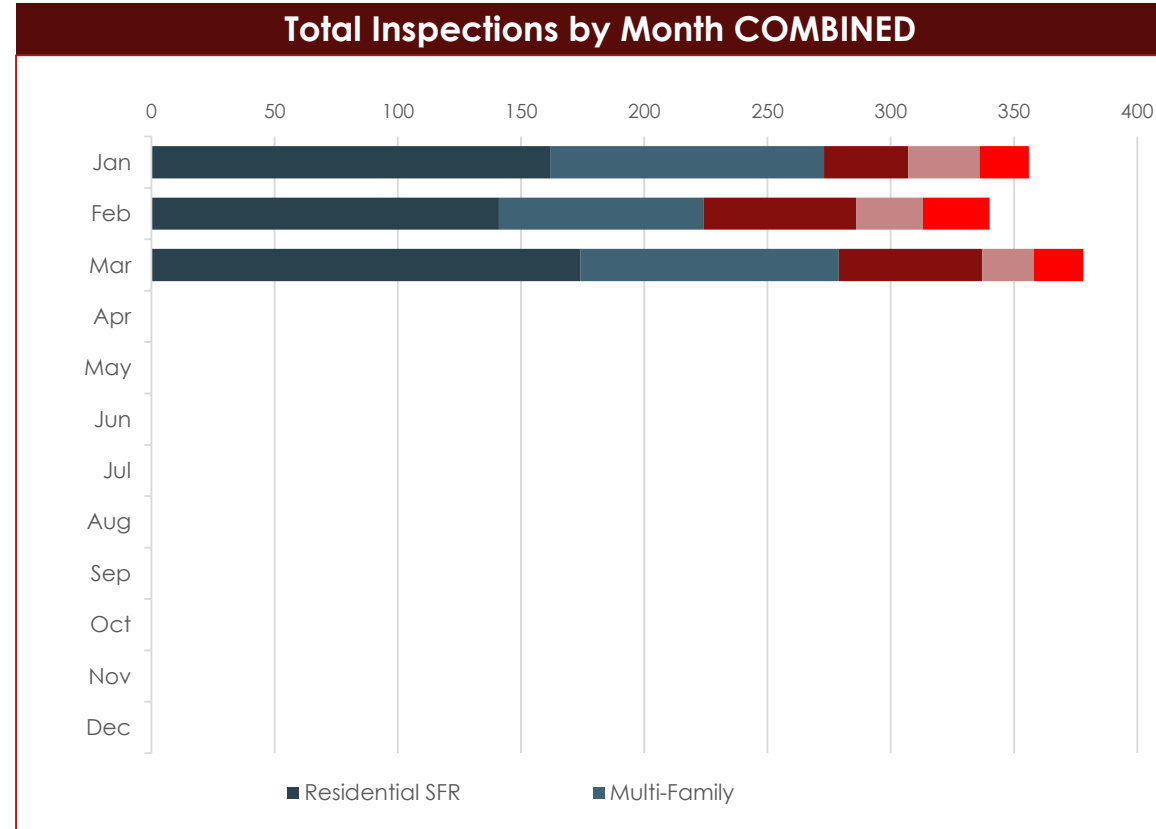


All City Building Stats Combined

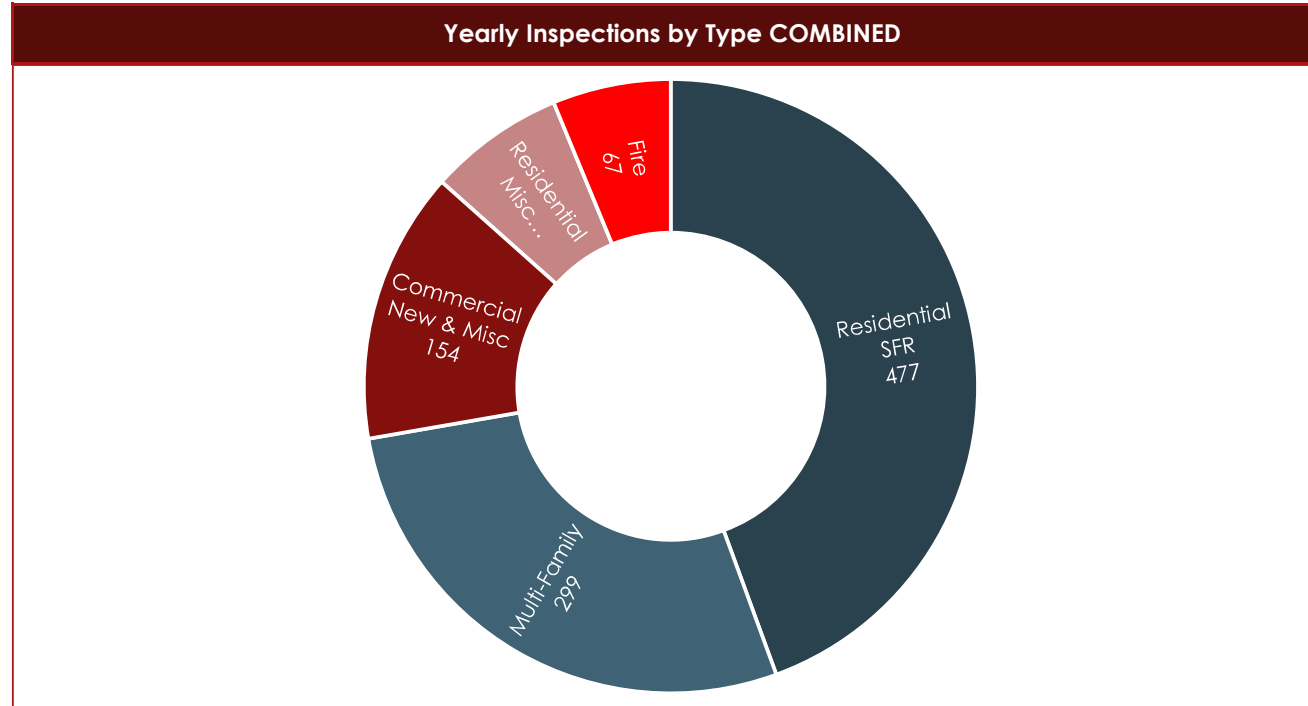
Inspection Year Totals 2026

Starting Date Jan-26

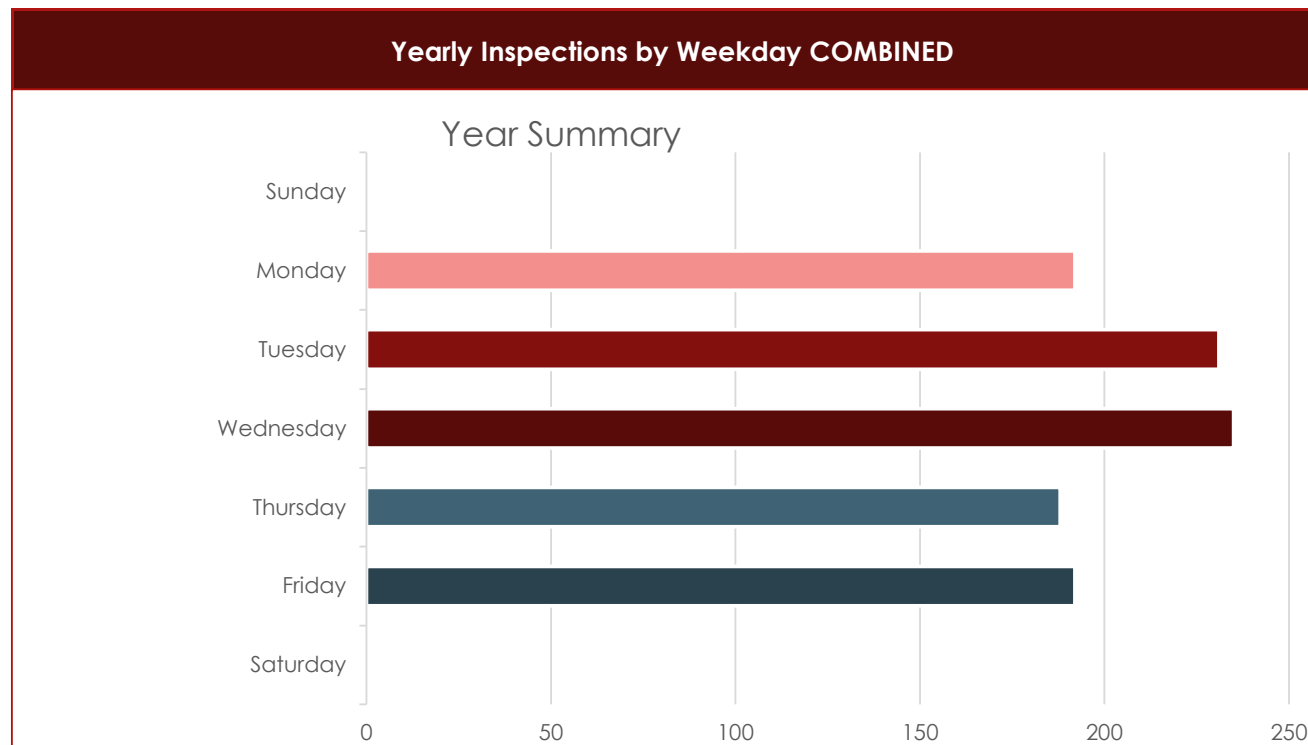
Total Inspections COMBINED					
Month	Residential SFR	Multi-Family	Commercial New & Misc	Residential Misc	Fire
January 2026	162	111	34	29	20
February 2026	141	83	62	27	27
March 2026	174	105	58	21	20
April 2026	0	0	0	0	0
May 2026	0	0	0	0	0
June 2026	0	0	0	0	0
July 2026	0	0	0	0	0
August 2026	0	0	0	0	0
September 2026	0	0	0	0	0
October 2026	0	0	0	0	0
November 2026	0	0	0	0	0
December 2026	0	0	0	0	0
Year Totals To Date	477	299	154	77	67



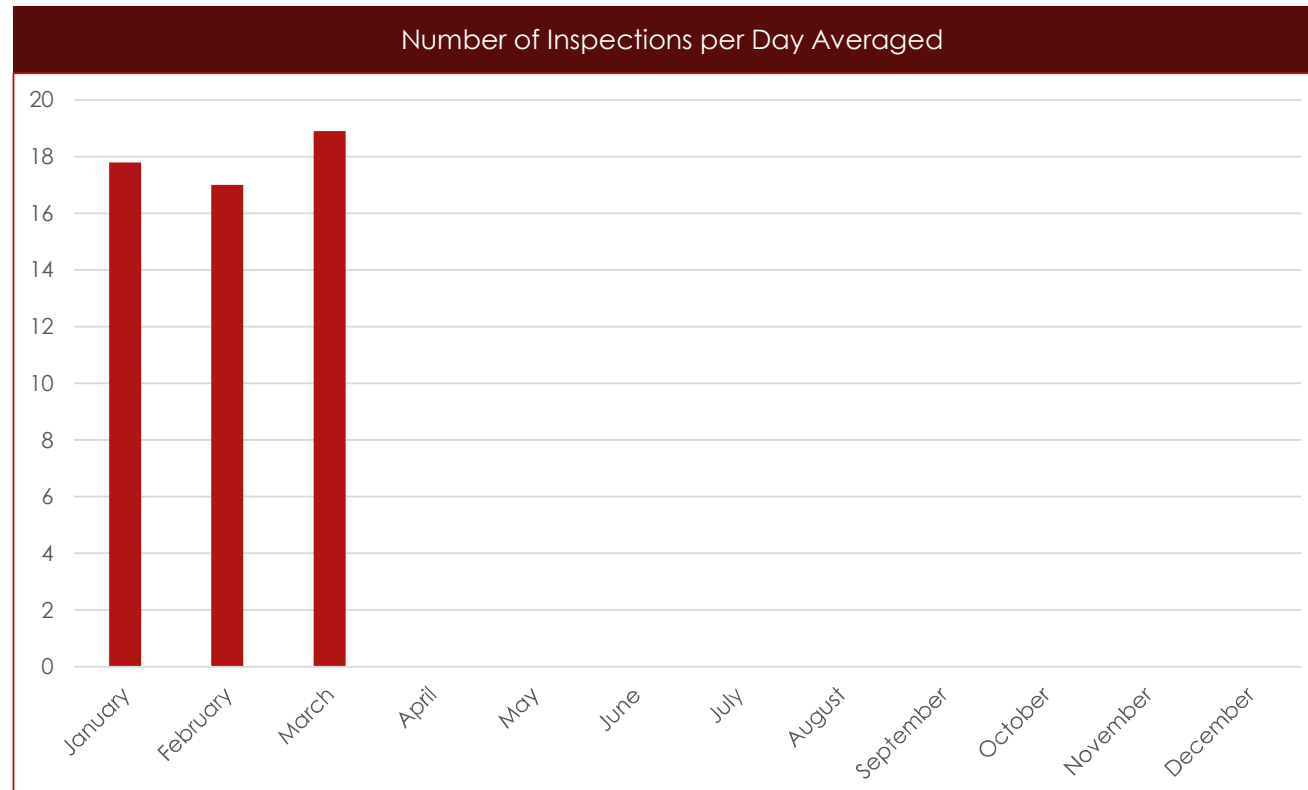
Yearly Inspections by Type COMBINED	
Type	Yearly Total
Residential SFR	477
Multi-Family	299
Commercial New & Misc	154
Residential Misc	77
Fire	67
Total of All	1074



Yearly Inspections by Weekday COMBINED	
Weekday	Totals
Sunday	0
Monday	192
Tuesday	231
Wednesday	235
Thursday	188
Friday	192
Saturday	0



Number of Inspections per Day Averaged	
Month	Daily Average
January	18
February	17
March	19
April	0
May	0
June	0
July	0
August	0
September	0
October	0
November	0
December	0



*Averages are inaccurate until the month is completed.

*Averages are inaccurate until the month is completed.

Data Collection Footnotes

Residential Misc includes projects on existing homes such as plumbing or mechanical replacements, decks, and remodels. Commercial New & Misc includes projects on both new and existing buildings that are not single or multi-family. Group inspections with other inspectors are still included on this log. Each separate inspection in Smartgov is counted separately on this log (for example, FND, FOOTINGS and FND, STEM WALLS are counted as two inspections).